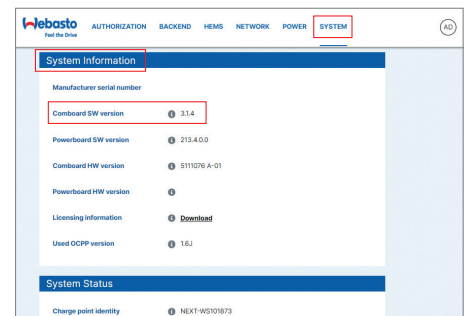
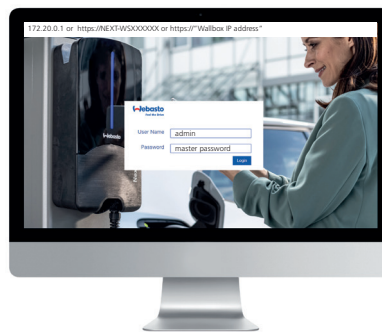
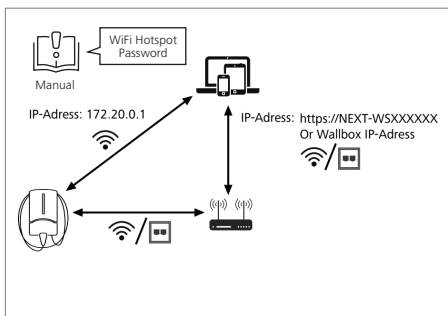


Webasto Next Local Firmware update

Update your Firmware using the WebUI



Access the WebUI using a web browser. To do so, you can:

- 1) Connect to the **WiFi hotspot*** of the charging station.

Enter the IP address: 172.20.0.1 or

- 2) Use your **own network** and go to <https://NEXT-WSXXXXXX> or <https://Wallbox IP address>.

* For login data see your user manual

Log in with your user details (refer to the first page of your user manual).

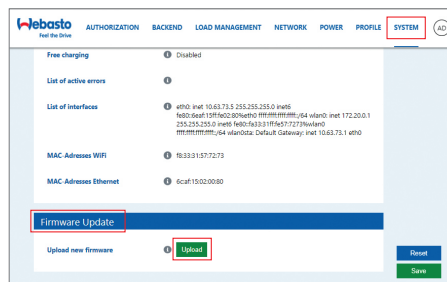
Select **System, System Information**, and then find your current Firmware version under **Comboard SW version**.



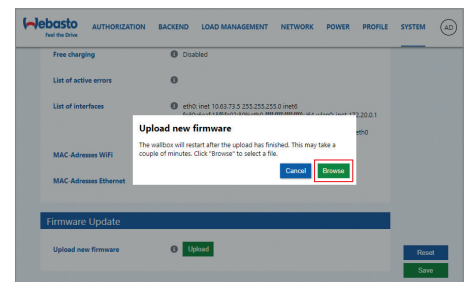
Download and unpack the **appropriate Firmware Update** file from:**

<https://charging.webasto.com/int/products/documentation/>

** You must locally update Firmware version 3.1.4 to version 3.1.16



Select **System, Firmware Update**, and then select **Upload**.



Select **Browse**, and then select the downloaded file (in .raucb format).