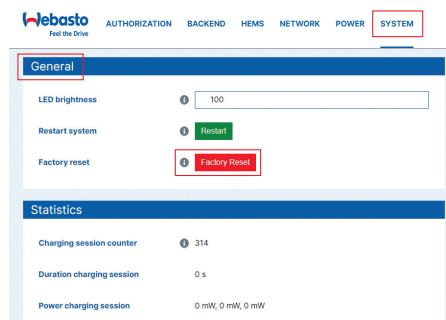


Webasto Next Factory Reset & Account Deletion

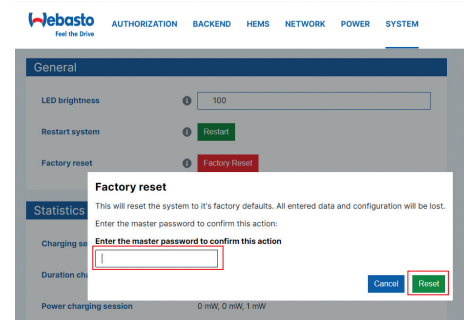
1. Doing a factory reset via WebUI



Log in with your data
(see user manual)

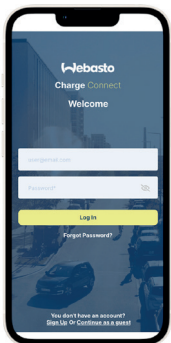


Open **System**, scroll to **General**
and click on **Factory Reset**



Enter your master password
(see user manual) and click on **Reset**

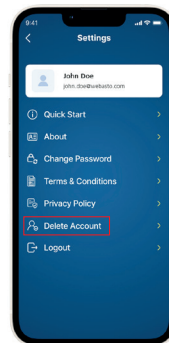
2. Deleting your User Account via WCC App



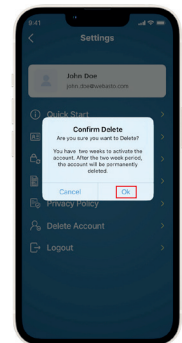
Log in with your data



Select **account icon** to
open your profile settings



Select the **Delete Account**
option

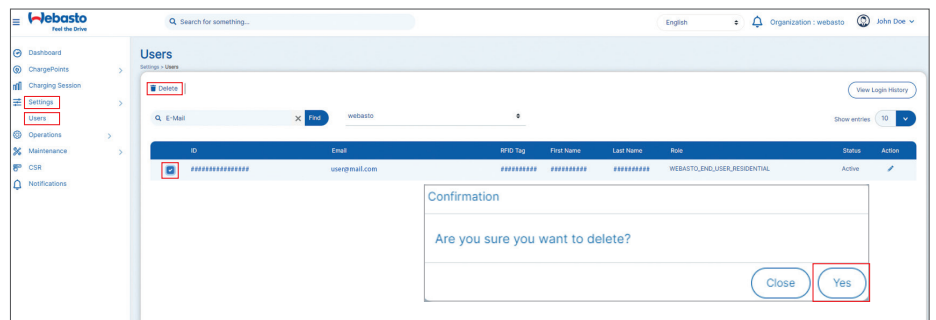


Select **Ok** in the screen

3. Deleting your User Account via WCC Web Portal



Log in with your data



Select **Settings** and then **Users** in the main menu. Select your user account
by clicking on the **checkbox**, then **Delete** and confirm it with **yes** in the
Confirmation screen.