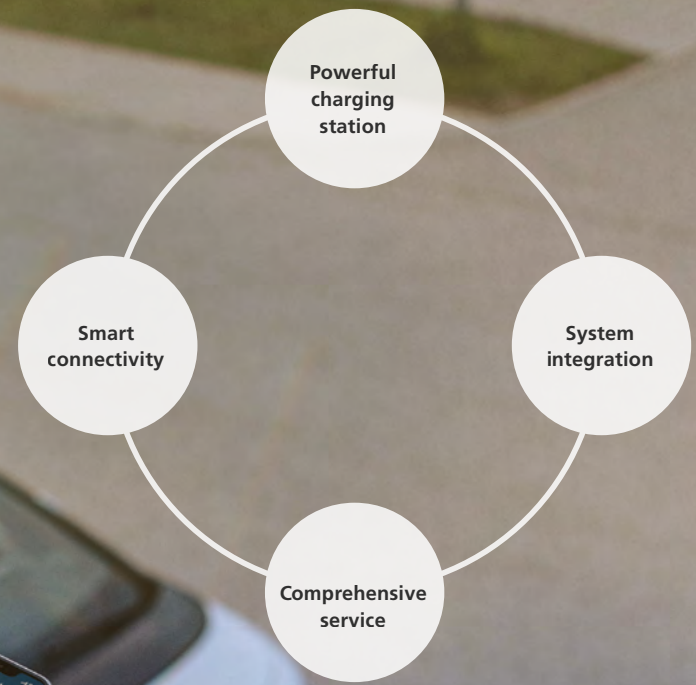


# Webasto Unite

The intelligent charging station for your business







## Your connected charging station

The mobility of tomorrow is sustainable, electric and connected. Electric mobility is on the rise and this promising new technology is developing at breakneck speed. Thanks to optimized batteries, longer range and shorter charging times, the electric car is suitable for everyday driving.

**PLUS X AWARD**

**BEST CUSTOMER SATISFACTION 2022**

Wallbox

[www.plusaward.de](http://www.plusaward.de)


# Offer reliable charging to your customers, guests and employees

The fully connected Webasto Unite charging station opens up the benefits of electromobility to you in an efficient and demand-optimized way, making it perfect for your business.

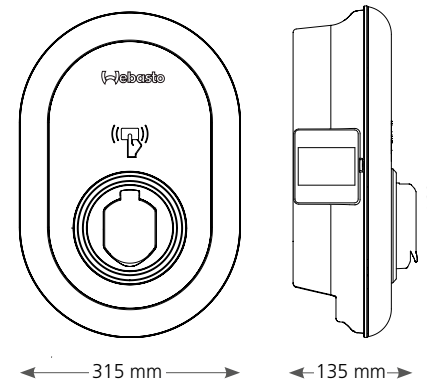
Thanks to dynamic load management and the option of integration into energy management systems, the Webasto Unite is particularly ideal for applications with complex requirement profiles. Via the Webasto ChargeConnect backend, any number of charging stations and users can be controlled and managed easily, clearly and intelligently via app and web portal. Important business applications, such as billing and reimbursement of charging processes, are made simple thanks to the integrated MID-compliant or Eichrecht-compliant meter.

# The Webasto Unite

The Webasto Unite charging station at a first glance



MID-compliant or Eichrecht-compliant meter with meter window





# Powerful features

The advantages of the Webasto Unite



## Charging capacity: fast and safe charging

The Webasto Unite has a scalable charging capacity for up to 22 kW and charges up to 10 x faster than a common household power outlet.



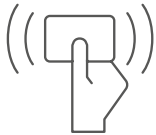
## Backend: controlled via Webasto ChargeConnect

The Webasto backend solution makes the Webasto Unite really smart. Using Webasto ChargeConnect, you can control, manage, analyze and share your charging station wherever you are via the web-based portal and app.



## Cloud: always connected online

The Webasto Unite is always online via Webasto ChargeConnect, sending its data live to the backend. This means that all wallbox information is available to you for viewing at any time, thus always ensuring the seamless operation of your wallbox.



## RFID authentication: access control for users

You decide who is actually allowed to charge at your Webasto Unite thanks to authentication via RFID technology or Webasto ChargeConnect. The user holds an RFID card or the Webasto ChargeConnect app in front of the charging station, and then the charging process starts.



## Energy meter: billing of charging processes

All charging processes are recorded automatically by the integrated MID-compliant or Eichrecht-compliant meter of your Webasto Unite. This allows billing and refund of all charging processes.



## Dynamic load management: avoidance of load peaks

The integrated local dynamic load management of the Webasto Unite enables central control of up to 32 charging points in a cluster. In the process the available charging power is intelligently distributed among the electric cars.



## Energy Management: smart and efficient

The Webasto Unite can be integrated into energy management system (EMS)\* thanks to its communication interfaces, allowing you, for example, to directly charge your electric car via the excess power from the PV system.



## Installation: ready to charge quickly and easily

The wallbox can be mounted either to a wall or a Webasto Slim stand depending on the situation. Installation is performed by trained experts. Thanks to the integrated DC residual current protection, only a cost-effective type A RCCB needs to be added to the upstream installation.

# The Webasto Unite profile

## Technical specifications

Webasto Unite	
Electrical characteristics	
Nominal current (A) (configurable connected load values)	up to 32 single phase*** or 3-phase 10, 13, 16, 20, 25, 30, 32 A (configurable via DIP-switches) or in 1 A steps (via integrated WebUI or Webasto Charger Setup App)
Line voltage (V AC)	230/400 (Europe)
Grid frequency (Hz)	50/60
Grid forms	TT/TN/IT (single phase*** and 3-phase) Other supply networks e.g. Splitphase (L1+L2, without N, 230 V nominal) (not possible for Eichrecht)
EMC class	Emitted interference: Class B (residential, business, commercial areas) Immunity: residential, business, commercial and industrial areas
Overvoltage category	III as per EN 60664
Protection class	I
Necessary protective equipment	Residual current circuit breaker RCD type A and miniature circuit breakers must be provided on the installation side
Integrated protective equipment	≥6 mA DC residual current protection
Integrated Energy Meter	MID conformal Class B (1%) energy meter according to EN50470-1/3 (511685A) Eichrecht-conformal measuring instrument Accuracy class B (1%) according to EN50470-1/3 with encryption module (511686A)****
Welded relais detection	230 V contact to trigger an external shunt trip
Connections	
Mounting	Wall and pole mounting (permanently connected)
Cable feed	Mounted on-wall or in-wall
Connection cross-section (wire dimension)	Cross-section of the connecting cable (Cu) taking into account the local conditions and norms: – rigid (min. – max.) 2.5 – 10 mm <sup>2</sup> ; – flexible (min. – max.) 2.5 – 10 mm <sup>2</sup> ; – flexible (min. – max.) with wire end ferrules: 2.5 – 10 mm <sup>2</sup>
Charging Outlet	IEC 62196 Type-2 Socket Outlet with Shutter (511685A) IEC 62196 Type-2 charging socket (511686A&5112415A)
Output voltage (V AC)	230/400
Max. charging capacity (kW)	7.4 (1-phase operation) (not for Eichrecht) 22 (3-phase operation)
Communication & features	
Backend	Webasto ChargeConnect
Authentication	– „Scan & Charge“ via QR-Code – Webasto ChargeConnect Portal – Webasto ChargeConnect App – RFID reader (ISO 14443 A/B and ISO 15693)
Display	RGB-LED, Meter display window
Network interfaces	– LAN (RJ45) – 10/100 Mbps – WiFi 802.11a/b/g/n/ac – 2.4 GHz and 5 GHz – Cellular3) (only 5112415A) : LTE: B1 (2100 MHz), B3 (1800 MHz), B7 (2600 MHz), B8 (900 MHz), B20 (800 MHz), B28A (700 MHz) WCDMA: B1 (2100 MHz), B8 (900 MHz), GSM: B3 (1800 MHz), B8 (900 MHz)
Communication protocols	OCPP 1.6 J (OCPP 2.0 ready), Modbus TCP (EMS*), Modbus RTU (smart meter**)
External interfaces	– Addressable via ripple control receiver through dry contacts – Integration into Energy Management Systems (EMS) via Modbus TCP* – Contact for welded relay protection – RS485 interface for external smart meters**

Webasto Unite	
Local load management	– Dynamic (stand-alone) via integration of a compatible external smart meter** – Dynamic (cluster with up to 32 charging points) via integration of a compatible external smart meter** – Static (cluster with up to 32 charging points)
Mechanical data	
Dimensions (W x H x D) (mm)	315 x 460 x 135
Weight (kg)	5
IP protection class, device	IP54
Protection against mechanical impact	IK10 (Display: IK08)
Ambient conditions	
Installation site	No direct solar radiation
Operating temperature range (°C)	-35 to +55
Temperature behavior	A reduction in charging current or shutdown may occur in order to prevent the charging station overheating.
Storage temperature range (°C)	-40 to +80
Permissible relative humidity (%)	5 to 95 non-condensing
Altitude (m)	Max. 4.000 above sea level
Certification compatibility	
Standards and guidelines	– CE conformity – 2014/53/EU Radio Equipment Directive – 2011/65/EU RoHS Directive – 2012/19/EU Waste Electrical and Electronic Equipment Directive – 1907/2006 REACH Regulation

\* Compatible EMS: See compatibility list on our website.  
\*\* Compatible smart meter: see compatibility list on our website.  
\*\*\* Single phase not possible for Eichrecht compliant product.  
\*\*\*\* Accuracy class of the overall product: Accuracy class A (<=2 %)



# Digital management of the Webasto Unite

With Webasto ChargeConnect

Always keep track of your Webasto Unite. Thanks to Webasto ChargeConnect, you can access the current status of your charging stations, the entire charging history, your energy consumption and much more at any time and from anywhere.

This is made possible by the practical solution Webasto ChargeConnect, the innovative backend from Webasto. The data from your charging stations is reflected in the Webasto ChargeConnect portal and app, offering maximum transparency, control, and security. This makes Webasto ChargeConnect and the Webasto Unite the perfect tandem for an outstanding charging experience.



## Webasto ChargeConnect app

With the Webasto ChargeConnect app, your Webasto Unite charging station is just a tap away. You can access all current and past charging sessions, start and stop them digitally, and authorize other users for a charging point directly via the mobile application.

## Webasto ChargeConnect portal

Webasto ChargeConnect is the perfect portal for the comprehensive management of several Webasto charging stations. In the clearly arranged web interface, you can digitally view, manage and monitor all charging data 24/7.

## Key facts at a glance:

- Starting and stopping charging sessions remotely
- Real-time status of all charging points
- Managing user permissions
- Maintenance and remote diagnostics
- Detailed overview of completed charging processes (charging history)
- Comprehensive monitoring functions
- Regular updates with new features for app and portal
- Use and management in different user levels depending on authorization





## Local dynamic load management

Optimal charging without load peaks

**With the dynamic load management of the Webasto Unite charging station you not only save costs, it also helps you avoid peak loads and thus power outages. This is because it manages the total load within a system. The total available power as well as the power consumption of the building are taken into account. This dynamically adjusts the optimal charging power for the connected electric vehicles.**

The dynamic load management of the Webasto Unite enables central control of up to 32 charging points in a cluster. In the process the available charging power is intelligently distributed among the electric cars. In order to build up the cluster, one Webasto Unite is defined as hub and distributes the available charging power intelligently among the connected satellites.

### **Key facts at a glance:**

- Efficient use of available energy
- Avoiding peak loads prevents high costs
- Phase-accurate control: automatic phase detection at the start of the charging process
- Numerous safety features such as overload protection
- No cost-intensive expansion of the grid connection necessary
- Interfaces for connecting external meters\*

\* Compatible smart meter: see compatibility list on our website.



An energy management system (EMS)\* can control all energy flows depending on the generation (PV), consumption or battery storage and thus regulate the total load centrally. The charging station Webasto Unite can be flexibly integrated into both commercial and private EMS thanks to its communication interfaces Open Charge Point Protocol (OCPP) and Modbus TCP. For example, excess power from the photovoltaic (PV) system can be used for the charging station. With just a few clicks, the installer can link the wallbox to the energy management system.

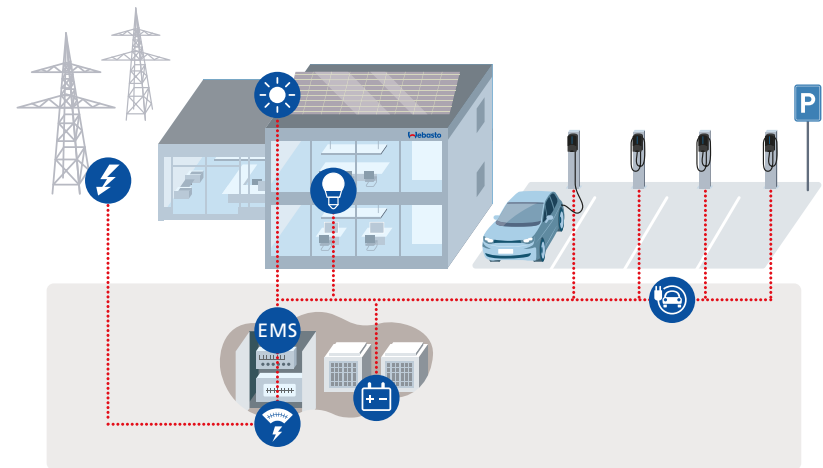
**Key facts at a glance:**

- Own power consumption monitoring and optimization
- Intelligent charging with advanced power distribution
- High cost savings by avoiding peak loads
- PV-optimized charging
- Demand-oriented control of multiple consumers
- Interfaces for external electricity meters
- Connection to other smart devices

## Energy management

The interaction of electromobility and total load in the building

Electricity and mobility will be connected in the future, because the installation of charging stations also means a new major consumer in the energy consumption of your building. But how can the energy consumption be controlled?



\* Compatible EMS: See compatibility list on our website.





---

## Your charging station: super simple

Because everyday life is already demanding enough: Whether for private use or your company, whether easy and quick or rather smart and connected – Webasto offers you the right charging station for your needs.

---





## Professional installation

Play it safe

**The powerful charging station is one thing, setting up the perfect charging infrastructure is another. This includes, above all, a professionally executed installation of your Webasto Unite charging station, so that everything is really safe and working perfectly.**

No site is like any other – at the beginning, the installer needs to check your location in order to provide you with an individual quote. This includes, for example, analyzing the existing electrical connections, the distance to the fuse box, or the maximum available charging power. Webasto collaborates with qualified partners for this purpose. They ensure that your charging station is checked for full functionality and is only handed over to you after this successful check.

### **Digital solutions for maximized safety:**

The electrician is guided during the installation process by the Webasto Charger Setup App to install the charging station easily, quickly and error-free. The installation protocol is then saved in the Webasto ChargeConnect backend and provides a detailed insight into the configuration at any time. This means that remote diagnostics can be carried out quickly in case of any error messages.



# Please Contact Us

Do you have questions about our Webasto charging stations?  
We are always here for you!

**E-Mail: [info@webasto.com](mailto:info@webasto.com)**

The Webasto Group is a global innovative systems partner to the mobility industry and one of the 100 largest suppliers to the automotive sector worldwide. The company's offering includes in-house developed roof, heating and cooling systems for various types of vehicles, batteries and charging solutions for hybrid and electric vehicles, and additional services related to thermal management and electromobility. Among the customers of Webasto are manufacturers of passenger cars, commercial vehicles, and boats, as well as dealers and end customers. In 2022, the Group generated sales of 4.4 billion euros and employed about 16,800 people at over 50 locations. The headquarters of the company, which was founded in 1901, is located in Stockdorf near Munich (Germany). For more information, please visit [www.webasto-group.com](http://www.webasto-group.com)